

Your nearest Merlo dealer



MERLO S.P.A.

Via Nazionale, 9 - 12010 S. Def. di Cervasca - Cuneo - Italia
Tel. +39 0171 614111 - Fax +39 0171 684101

www.merlo.com - info@merlo.com



MKT MERLO RANGE 0719

STABILIZED TELEHANDLERS	P30.10	P35.11 TT	P40.12	P40.12 PLUS	P40.13	P40.13 PLUS	P40.14	P40.14 PLUS	P40.17	P40.17 PLUS	P50.18 PLUS
Max. capacity (kg)	3000	3500	4000	4000	4000	4000	4000	4000	4000	4000	5000
Lifting height (m)	9,6	11	11,5	11,5	12,5	12,5	13,5	13,5	16,6	16,6	17,5
Operating weight (kg)	7100	8900	9200	9200	9300	9300	9950	9950	11670	11670	13300
Standard tires	400/70-20	405/70-24	400/70-20	400/70-20	400/70-20	400/70-20	400/70-20	400/70-20	400/70-24	400/70-24	400/80-24
Width (mm)	2100	2290	2240	2240	2240	2240	2240	2240	2240	2240	2490
Height (mm)	2120 (2020 L)	2530	2425	2425	2425	2425	2425	2425	2500	2500	2535
Length (mm)	4600	5055	5010	5010	5410	5410	5750	5750	5970	5970	6190
Boom side shift (mm)	-	+/- 310	+/- 330	+/- 330	+/- 340	+/- 340	+/- 345	+/- 345	+/- 435	+/- 435	+/- 445
Frame levelling (%)	-	+/- 8	+/- 8	+/- 8	+/- 8	+/- 8	+/- 8	+/- 8	+/- 8	+/- 8	+/- 8
Engine	Deutz TD2.9	Deutz TD2.9	Deutz TD2.9	Deutz TCD3.6	Deutz TD2.9	Deutz TCD3.6	Deutz TD2.9	Deutz TCD3.6	Deutz TD2.9	Deutz TCD3.6	Deutz TCD3.6
Displacement/Cylinders	2900/4	2900/4	2900/4	3600/4	2900/4	3600/4	2900/4	3600/4	2900/4	3600/4	3600/4
Engine power (kW/HP)	55,4/75	55,4/75	55,4/75	75/102	55,4/75	75/102	55,4/75	75/102	55,4/75	75/102	75/102
Emission standard	Stage IIIB, DOC	Stage IIIB, DOC	Stage IIIB, DOC	Stage IV, SCR+DOC	Stage IIIB, DOC	Stage IV, SCR+DOC	Stage IIIB, DOC	Stage IV, SCR+DOC	Stage IIIB, DOC	Stage IV, SCR+DOC	Stage IV, SCR+DOC
EPD (Eco Power Drive)	-	-	-	●	-	●	-	●	-	●	●
Number of speed	2	2	2	2	2	2	2	2	2	2	2
Max. speed (km/h)	40	33	33	40	33	40	33	40	33	40	40
Hydraulic pump	LS+FS	LS	LS	LS	LS	LS	LS	LS	LS	LS	LS
Flow / pressure (l/min - bar)	117-210	117-210	104-250	104-250	104-250	104-250	104-250	104-250	104-250	104-250	104-250
ROPS - FOPS Cab	●	●	●	●	●	●	●	●	●	●	●
Cab suspension	-	-	-	-	-	-	-	-	-	-	-
Turret rotation	-	-	-	-	-	-	-	-	-	-	-

HIGH CAPACITY TELEHANDLERS	P50.18 HM	P65.14 HM	P72.10 PLUS	P120.10 HM	TF45.11-170 T	TF45.11-170 T CS CVTRONIC	TF50.8-170 T	TF50.8-170 T CS CVTRONIC	TF65.9 CS CVTRONIC
Max. capacity (kg)	5000	6500	7200	12000	4500	4500	5000	5000	6500
Lifting height (m)	17,9	13,9	9,6	9,8	10,6	10,6	7,8	7,8	8,8
Operating weight (kg)	16250	15800	10950	16200	9850	10050	9450	9650	11500
Standard tires	17.5-25	17.5-25	400/70-24	17.5-25	440/80R24	440/80R24	440/80R24	440/80R24	460/70-R24
Width (mm)	2470	2470	2330	2470	2350	2350	2350	2350	2400
Height (mm)	2850	2850	2455	2850	2510	2510	2510	2510	2530
Length (mm)	6180	5910	5484	5720	4970	4970	4835	4835	5280
Boom side shift (mm)	+/- 440	+/- 375	+/- 250	+/- 185	-	-	-	-	-
Frame levelling (%)	+/- 8	+/- 8	+/- 8	+/- 8	+/- 8	+/- 8	+/- 8	+/- 8	+/- 8
Engine	FPT NEF45	FPT NEF45	Deutz TCD3.6	FPT NEF45	FPT NEF45	FPT NEF45	FPT NEF45	FPT NEF45	FPT NEF45
Displacement/Cylinders	4500/4	4500/4	3600/4	4500/4	4500/4	4500/4	4500/4	4500/4	4500/4
Engine power (kW/HP)	125/170	125/170	75/102	125/170	125/170	125/170	125/170	125/170	125/170
Emission standard	Stage IV, SCR+DOC	Stage IV, SCR+DOC	Stage IV, SCR+DOC	Stage IV, SCR+DOC	Stage IV, SCR+DOC	Stage IV, SCR+DOC	Stage IV, SCR+DOC	Stage IV, SCR+DOC	Stage IV, SCR+DOC
EPD (Eco Power Drive)	Top	Top	●	Top	Top	Top	Top	Top	Top
Number of speed	CVT	CVT	2	CVT	2	CVT	2	CVT	CVT
Max. speed (km/h)	40	40	40	40	40	40	40	40	40
Hydraulic pump	LS + FS	LS + FS	LS	LS + FS	LS + FS	LS + FS	LS + FS	LS + FS	LS + FS
Flow / pressure (l/min - bar)	119 - 210	119 - 210	104 - 250	119 - 210	150 - 210	150 - 210	150 - 210	150 - 210	160 - 250
ROPS - FOPS Cab	●	●	●	●	●	●	●	●	●
Cab suspension	-	-	-	-	-	-	-	-	-
PTO	-	-	-	-	○	○	○	○	○

TOOL-HANDLER TRACTORS	MM135MC	MM135MC-CS	MM160MC-CS	MM200X	MM250X	MM350X
Engine	Deutz	Deutz	Deutz	Deutz	Deutz	Deutz
Displacement/Cylinders	3600 / 4	3600 / 4	4100 / 4	6100 / 6	6100 / 6	7800 / 6
Engine power (kW/HP)	100 - 135	100 - 135	115 - 156	147-200	183-250	260-350
Emission standard	Stage IV, SCR+DOC	Stage IV, SCR+DOC	Stage IV, SCR+DOC	Stage IV	Stage IV	Stage IV
Hydrostatic transmission	●	●	●	●	●	●
Number of speed	2	2	2	2	2	2
Max. speed (km/h)	40	40	40	40	40	36
Epicyclic reducers	●	●	●	●	●	●
4WD and 4 steering wheel	●	●	●	●	●	●
Cab suspension	-	●	●	-	-	-
Fuel tank (l)	130	130	130	260	260	340
Standard tires	500/70-24	500/70-R24	500/70-R24	500/70-28	500/70-28	600/55-26.5
Operating weight (kg)	7800	8200	8400	7800	7800	9200
Height (mm)	3070	3070	3070	3000	3000	3050
Width (mm)	2400	2400	2400	2400-2550	2400-2550	2400-2550
Length (mm)	5518	5518	5518	5050	5050	5650
3-point linkage	●	●	●	●	●	●
3-point linkage capacity (kg)	2500	2500	2500	4200	4200	4200
PTO	●	●	●	-	-	-
Hydraulic power take off	●	●	●	●	●	●
Flow / pressure (l/min - bar)	130/350	130/350	130/350	285/420	285/420	500/420

CONCRETE MIXERS	DBM 2500	DBM 3500
Drum volume (l)	3500	5000
Concrete yield capacity (l)	2500	3500
Operating weight (kg)	6100	7200
Standard tires	500/45-20	500/45-20
Width (mm)	2300	2300
Height (mm)	3660	3940
Length (mm)	5460	5460
Max. unloading height (mm)	1715	2100
Water tank (l)	950	950
Bucket capacity (l)	700	700
Engine	Deutz	Deutz
Displacement/Cylinders	3600/4	3600/4
Engine power (kW/HP)	75/101	75/101
Emission standard	Stage IV, DOC + SCR	Stage IV, DOC + SCR
EPD	-	-
Max. speed (km/h)	40	40
Water pump capacity	250	250
Drum rotation speed	0 ÷ 26	0 ÷ 18
ROPS Cab	●	●
4WD and 4 steering wheel	●	●
Extension chute	2	2

TRACKED CARRIERS	CINGO M500	CINGO M800TD	CINGO M8.3TD-PLUS	CINGO M8.3PLUS	CINGO M12.3EVO	CINGO M4.3TURBO
Max. capacity (kg)	500	800	800	800	1200	400
Engine	Honda	Honda	Kubota	Kubota	Kubota	Kubota
Engine power (HP)	5,5	12	17	17	21	33
Fuel	Petrol	Petrol	Diesel	Diesel	Diesel	Diesel
Electric starter	-	●	●	●	●	●
Max. speed (km/h)	3,5	2,5 - 4	5	5	5	6
Operating weight (kg)	230	480	510	510	720	798
Width (mm)	690	800	800	800	1000	679 - 929
Length (mm)	1471	1640	1800	1620	1800	2098
Rubber track dimensions	160 x 72 x 33	180 x 72 x 36	180 x 72 x 36	180 x 72 x 36	230 x 72 x 40	180 x 72 x 41
Transmission control	Hydraulic	Hydraulic	Mechanic	Mechanic	Hydraulic	Hydraulic
Hydrostatic transmission	-	-	●	●	●	●
Transmission pump (cc)	3,2 + 3,2	4,27 + 4,27	11+11	11+11	13+13	17+17
Gearmotors	-	●	●	●	●	●
Operator platform	-	●	●	●	●	●
Parking brake	●	●	●	●	●	●
Hydraulic pump (cc)	-	6	8	8	8+2,5	12+4
Flow / pressure (l/min - bar)	-	20/180	27/180	27/180	27+8/200	35+14/180
Oil radiator	-	-	●	●	●	●
Hydraulic outlet	2	4	4	4	6	12
Multifunction with quick coupling	-	-	-	●	●	-




PRODUCT OFFER


2019




ENGLISH	ITALIANO	FRANÇAIS	DEUTSCH	ESPAÑOL	PORTUGUÊS	РУССКИЙ	POLSKI
3-point linkage	Attacco a tre punti	Relevage arrière 3 points	Dreipunktaufnahme	Enganche de 3 puntos	Engate de três pontos	3-точечная навеска	Zaczer 3-punktowy TUZ
3-point linkage capacity (kg)	Capacità tre punti (kg)	Capacité trois points (kg)	Drei-Punkt-Tragfähigkeit (kg)	Capacidade de engate de três pontos (kg)	Capacidade do engate de três pontos (kg)	Грузоподъемность 3-точечной навески (кг)	Udźwieg trzypunktowy (kg)
4WD and 4 steering wheel	4WD e 4 ruote stertzanti	4WD e 4 roues directrices	4WD und 4 Lenkräder	4WD y 4 ruedas directrices	4WD e 4 rodas esterçantes	Полный привод и 4 рулевых колеса	4WD i 4 kola kierunkowe
Boom side shift (mm)	Traslazione laterale del braccio (mm)	Déport latéral de la flèche (mm)	Seitenvershub des Teleskoparms (mm)	Traslación lateral del brazo (mm)	Deslocamento lateral do braço (mm)	Боковое смещение стрелы (мм)	Przesuw boczny wysięgnika (mm)
Cab suspension	Cabina sospesa	Cabine suspendue	Gefederte Kabine	Cabina suspendida	Cabine suspensa	Подвешенная кабина	Podwieszana kabina
Concrete yield capacity (l)	Resa in calcestruzzo (l)	Remenime en béton (l)	Betonmenge (l)	Capacidad de rendimiento del concreto (l)	Capacidade de rendimento do concreto (l)	Выработка цемента (л)	Wydażność betonu (l)
Diesel	Diesel	Diesel	Diesel	Diésel	Diesel	Дизель	Diesel
Displacement/Cylinders	Cilindrata / cilindri	Cylindrée / cylindres	Hubraum / Zylinder	Cilindrada / cilindros	Cilindrada / cilindros	Объем/кол-во цилиндров	Pojemność skokowa / Cylindry
Drum rotation speed	Velocità rotazione tamburo	Vitesse de rotation du tambour	Trommelmehrzahl	Velocidade de rotação do tambor	Velocidade de rotação do tambor	Скорость вращения барабана	Prędkość rotacji bębna
Drum volume (l)	Volume botte (l)	Volume de la cuve (l)	Fassvolumen (l)	Volumen cisterna (l)	Volume do tambor (l)	Объем бочки (л)	Objętość beczki (l)
Electric starter	Avviamento elettrico	Démarrage électrique	Elektrischer Anlass	Partida eléctrica	Partida eléctrica	Электрический стартер	Uruchamianie elektryczne
Emission standard	Emissionamento	Émissions	Abgaswerte	Emissões	Padrão de emissão	Выбросы	Zgodnie z normami emisji spalin
Engine	Motore	Moteur	Motor	Motor	Motor	Двигатель	Silnik
Engine power (kW/HP)	Potenza motore (kW/HP)	Puissance moteur (kW/HP)	Motorleistung (kW/PS)	Potencia del motor (kW/HP)	Potência do motor (kW/HP)	Мощность двигателя (кВт/л. с.)	Moc silnika (kW/kM)
EPD (Eco Power Drive)	EPD (Eco Power Drive)	EPD (Eco Power Drive)	EPD (Eco Power Drive)	EPD (Eco Power Drive)	EPD (Eco Power Drive)	EPD (Eco Power Drive)	EPD (Eco Power Drive)
Riduttori reducers	Riduttori epicicloidali	Réducteurs planétaires	Planetengetriebe	Redutores epicicloidales	Redutores epicicloidais	Планетарные редукторы	Planetarne skrzynie biegów
Extension chute	Prolunga canaletta di scarico	Extension goutlotte de vidange	Verlängerung des Abflusskanals	Extensión conducto de descarga	Extensão da calha de descarga	Удлинитель разгрузочного желоба	Przedłużenie boczne kanału spustowego
Flow / pressure (l/min - bar)	Portata/pressione (l/min - bar)	Débit / pression (l/min - bar)	Durchfluss/Druck (l/min - bar)	Caudal/presión (l/min - bar)	Vazão/pressão (l/min - bar)	Производительность/давление (л/мин - бар)	Przepływ/cisnienie (l/min - bar)
Frame levelling (%)	Mise à niveau del telaio (%)	Nivelement du châssis (%)	Nivelement des Fahrstellis (%)	Nivelamento del chasis (%)	Nivelamento do chassi (%)	Выравнивание рамы (%)	Wyrównywanie poziomu ramy (%)
Fuel	Carburante	Carburant	Kraftstoff	Combustible	Combustível	Топливо	Paliwo
Fuel tank (l)	Serbatoio Gasolio (l)	Réservoir de gazole (l)	Dieseltank (l)	Depósito gasóleo (l)	Tanque de Diesel (l)	Бак дизельного топлива (л)	Zbiornik oleju napędowego (l)
Gearmotors	Motoriduttori	Motoréducteurs	Getriebemotoren	Motorreductores	Motorredutores	Мотор-редукторы	Motoreduktory
Gears	Ingrenaggi	Engrenages	Engrenages	Engrenajes	Engrenajes	Шестеренчатый	Przekładnie
Height (mm)	Altezza (mm)	Hauteur (mm)	Höhe (mm)	Altura (mm)	Altura (mm)	Высота (мм)	Wysokość (mm)
Hydraulic power take off	Presa di forza Idraulica	Prise de force hydraulique	Hydraulische Zapfwelle	Toma de fuerza hidráulica	Tomada de força hidráulica	Гидравлический вал отбора мощности	Wał odbioru mocy hydraulicznej
Hydraulic pump	Pompa idraulica	Pompe hydraulique	Hydraulikpumpe	Bomba hidráulica	Bomba hidráulica	Гидравлический насос	Pompa hydrauliczna
Hydraulic outlet	Prese idrauliche	Prises hydrauliques	Hydraulische Anschlüsse	Tomas hidráulicas	Tomadas hidráulicas	Быстроразъемные соединения	Wyjścia hydrauliczne
Hydrostatic transmission	Trasmissione Idrostatica	Transmission hydrostatique	Hydrostatischer Fahrtrieb	Transmisión hidrostática	Transmissão hidrostática	Гидростатическая трансмиссия	Przekładnia hydrostatyczna
Length (mm)	Longhezza (mm)	Longueur (mm)	Langueur (mm)	Longitud (mm)	Comprimento (mm)	Длина (мм)	Długość (mm)
Lifting height (m)	Altezza di sollevamento (m)	Hauteur de levage (m)	Hubhöhe (m)	Altura de elevación (m)	Altura de elevação (m)	Высота подъема (м)	Wysokość podnoszenia (m)
Max. capacity (kg)	Massima portata (kg)	Capacité maximale (kg)	Maximale Tragkraft (kg)	Carga máxima (kg)	Capacidade máxima (kg)	Максимальная грузоподъемность (кг)	Maksymalny udźwieg (kg)
Max. speed (km/h)	Velocità massima (km/h)	Vitesse maximale (km/h)	Höchstgeschwindigkeit (km/h)	Velocidad máxima (km/h)	Velocidade máxima (km/h)	Макс. скорость (км/ч)	Maksymalna prędkość (km/h)
Max. unloading height (mm)	Altezza massima scarico (mm)	Maximale Entladehöhe (mm)	Maximale Entladehöhe (mm)	Altura máxima descarga (mm)	Maksymalna wysokość opróżniania (mm)	Макс. высота выгрузки (мм)	Maksymalna wysokość opróżniania (mm)
Multifunction with quick coupling	Multifunzione con agancio rapido	Multifonction avec attelage rapide	Mehrzweckfunktion mit Schnellkupplung	Multifunción con enganche rápido	Multifunção com engate rápido	Многофункциональный с системой быстрого прицепления	Wielofunkcyjny z szybkozłączką
Oil radiator	Raffreddamento olio	Refroidissement huile	Ölkühlung	Refrigeración aceite	Refrigeração do óleo	Масляное охлаждение	Chłodzenie olejem
Operating weight (kg)	Massa totale a vuoto (kg)	Massa totale à vide (kg)	Gesamtleergewicht (kg)	Masa total en vacío (kg)	Masa całkowita na pusto (kg)	Общая снаряженная масса (кг)	Masa całkowita na pusto (kg)
Operator platform	Pedana operatore	Plateforme opérateur	Trittbrett des Bedieners	Plataforma operador	Plataforma do operador	Платформа оператора	Podnózek operatora
Parking brake	Freno di stazionamento	Frein de stationnement	Feststellbremse	Freno de estacionamiento	Freio de estacionamento	Стояночный тормоз	Hamulec postojowy
Petrol	Benzina	Esence	Benzin	Gasolina	Gasolina	Бензин	Benzyna
PTO	PDF	PDF	PTD	VOM	VOM	ВОМ	WOM
ROPS (FOPS) Cab	Cabina ROPS (FOPS)	Cabine ROPS (FOPS)	Kabine - ROPS (FOPS)	Cabina ROPS (FOPS)	Cabine ROPS (FOPS)	Кабина ROPS (FOPS)	Kabina - ROPS (FOPS)
Rubber track dimensions	Dimensioni cingoli in gomma	Dimensions des chenilles en caoutchouc	Abmessungen der Gummiraupen	Dimensiones orugas de goma	Tamanhos das lagartas de borracha	Размеры резиновых гусениц	Wymiary gumowych gąsienic
Standard tires	Pneumatici standard	Pneumatiques standard	Standardreifen	Pneus estándar	Pneus padrão	Стандартные шины	Opony standardowe
Number of speed	Numero di velocità	Nombre de vitesses	Anzahl der Geschwindigkeiten	Número de velocidades	Número de velocidades	Количество скоростей	Liczba prędkości
Tilting Cab	Cabina basculante	Cabine inclinable	Neigbare cabine	Cabina inclinable	Kabina inclinada	Наклоняемая кабина	Kabina przechylna
Transmission pump	Pompe trasmissione	Pompes des Antriebsstrangs	Pumpen des Antriebsstrangs	Bombas transmisión	Bombas transmissão	Насосы трансмиссии	Pompy przekładni
Turret rotation	Rotazione torretta	Rotation de la tourelle	Oberwagendrehung	Rotación torreta	Rotação da torre	Вращение башни	Obrót wieżyczki
Water pump capacity	Portata pompa acqua	Débit pompe à eau	Durchsatz der Wasserpumpe	Caudal bomba agua	Vazão da bomba de água	Производительность водяного насоса	Przepływ wody w pompie
Water tank (l)	Serbatoio acqua (l)	Réservoir d'eau (l)	Wasserbehälter (l)	Depósito agua (l)	Tanque de água (l)	Бак воды (л)	Zbiornik wody (l)
Width (mm)	Larghezza (mm)	Largeur (mm)	Breite (mm)	Ancho (mm)	Largura (mm)	Ширина (мм)	Szerokość (mm)

LS: Load Sensing / FL: Flow Sharing. ● Standard. ○ Optional.

COMPACT TELEHANDLERS 	P27.6 PLUS	P27.6 TOP	TF30.9 G	TF30.9-115 G	TF30.9-115	TF33.7 G	TF33.7-115 G	TF33.7-115
Max. capacity (kg)	2700	2700	3000	3000	3000	3300	3300	3300
Lifting height (m)	5,9	5,9	8,6	8,6	8,6	6,6	6,6	6,6
Operating weight (kg)	4850	4850	6700	6700	6700	6500	6500	6500
Standard tires	12-16.5	12-16.5	400/70-20	400/70-20	400/70-20	400/70-20	400/70-20	400/70-20
Width (mm)	1840	1840	2100	2100	2100	2100	2100	2100
Height (mm)	1950	1950	2120 (2020 L)	2120 (2020 L)	2120 (2020 L)	2120 (2020 L)	2120 (2020 L)	2120 (2020 L)
Length (mm)	3910	3910	4330	4330	4330	4310	4310	4310
Boom side shift (mm)	-	-	-	-	-	-	-	-
Frame levelling (%)	-	-	-	-	-	-	-	-
Engine	Kohler T.504 TCR	Kohler T.504 TCR	Deutz TD2.9	Deutz TCD3.6	Deutz TCD3.6	Deutz TD2.9	Deutz TCD3.6	Deutz TCD3.6
Displacement/Cylinders	2500/4	2500/4	2900/4	3600/4	3600/4	2900/4	3600/4	3600/4
Engine power (kW/HP)	55/75	55/75	55,4/75	85/115	85/115	55,4/75	85/115	85/115
Emission standard	Stage V, DOC + DPF	Stage V, DOC + DPF	Stage IIIB, DOC	Stage IV, SCR+DOC	Stage IV, SCR+DOC	Stage IIIB, DOC	Stage IV, SCR+DOC	Stage IV, SCR+DOC
EPD (Eco Power Drive)	-	-	-	● Top	● Top	-	● Top	● Top
Number of speed	1	1	2	2	2	2	2	2
Max. speed (km/h)	40	40	40	40	40	40	40	40
Hydraulic pump	Gears	Gears	Gears	Gears	Gears	Gears	Gears	LS+FS
Flow / pressure (l/min - bar)	94-210	94-210	98-210	98-210	125-210	98-210	125-210	125-210
ROPS - FOPS Cab	●	●	●	●	●	●	●	●
Cab suspension	-	-	-	-	-	-	-	-
PTO	-	-	-	-	-	-	-	-

MEDIUM CAPACITY TELEHANDLERS 	TF33.9 G	TF33.9-115 G	TF33.9-115	TF33.9-115 CS	TF35.7 G	TF35.7-115 G	TF35.7-115	TF35.7-115 CS	TF38.10-140	TF38.10-140 CS	TF38.10-140 CS CVTRONIC	TF38.10-140 TT	TF38.10-140 TT CS	TF38.10-140 TT CS CVTRONIC	TF42.7-140	TF42.7-140 CS	TF42.7-140 CS CVTRONIC	TF42.7-140 TT	TF42.7-140 TT CS	TF42.7-140 TT CS CVTRONIC
Max. capacity (kg)	3300	3300	3300	3300	3500	3500	3500	3500	3800	3800	3800	3800	3800	3800	4200	4200	4200	4200	4200	4200
Lifting height (m)	8,6	8,6	8,6	8,6	6,6	6,6	6,6	6,6	9,5	9,5	9,5	9,5	9,5	9,5	7,1	7,1	7,1	7,1	7,1	7,1
Operating weight (kg)	6950	6950	6950	7100	6650	6650	6650	6800	7900	7900	7900	8350	8350	8350	7450	7450	7450	7900	7900	7900
Standard tires	400/70-24	400/70-24	400/70-24	400/70-24	400/70-24	400/70-24	400/70-24	400/70-24	400/70-24	400/70-24	400/70-24	400/70-24	400/70-24	400/70-24	400/70-24	400/70-24	400/70-24	400/70-24	400/70-24	400/70-24
Width (mm)	2250	2250	2250	2250	2250	2250	2250	2250	2250	2250	2250	2250	2250	2250	2250	2250	2250	2250	2250	2250
Height (mm)	2240	2240	2240	2300	2240	2240	2240	2300	2530	2530	2530	2530	2530	2530	2530	2530	2530	2530	2530	2530
Length (mm)	4330	4330	4330	4330	4310	4310	4310	4310	4560	4560	4560	4560	4560	4560	4560	4560	4560	4560	4560	4560
Boom side shift (mm)	-	-	-	-	-	-	-	-	-	-	-	+/- 180	+/- 180	+/- 180	-	-	-	+/- 150	+/- 150	+/- 150
Frame levelling (%)	-	-	-	-	-	-	-	-	-	-	-	+/- 8	+/- 8	+/- 8	-	-	-	+/- 8	+/- 8	+/- 8
Engine	Deutz TD2.9	Deutz TCD3.6	Deutz TCD3.6	Deutz TCD3.6	Deutz TD2.9	Deutz TCD3.6	Deutz TCD3.6	Deutz TCD3.6	Deutz TCD3.6	Deutz TCD3.6	Deutz TCD3.6	Deutz TCD3.6	Deutz TCD3.6	Deutz TCD3.6	Deutz TCD3.6	Deutz TCD3.6	Deutz TCD3.6	Deutz TCD3.6	Deutz TCD3.6	Deutz TCD3.6
Displacement/Cylinders	2900/4	3600/4	3600/4	3600/4	2900/4	3600/4	3600/4	3600/4	3600/4	3600/4	3600/4	3600/4	3600/4	3600/4	3600/4	3600/4	3600/4	3600/4	3600/4	3600/4
Engine power (kW/HP)	55,4/75	85/115	85/115	85/115	55,4/75	85/115	85/115	85/115	100/136	100/136	100/136	100/136	100/136	100/136	100/136	100/136	100/136	100/136	100/136	100/136
Emission standard	Stage IIIB, DOC	Stage IV, SCR+DOC	Stage IV, SCR+DOC	Stage IV, SCR+DOC	Stage IIIB, DOC	Stage IV, SCR+DOC	Stage IV, SCR+DOC	Stage IV, SCR+DOC	Stage IV, SCR+DOC	Stage IV, SCR+DOC	Stage IV, SCR+DOC	Stage IV, SCR+DOC	Stage IV, SCR+DOC	Stage IV, SCR+DOC	Stage IV, SCR+DOC	Stage IV, SCR+DOC	Stage IV, SCR+DOC	Stage IV, SCR+DOC	Stage IV, SCR+DOC	Stage IV, SCR+DOC
EPD (Eco Power Drive)	-	●	Top	Top	-	●	Top	Top	Plus	Top	Plus	Top	Plus	Top	Plus	Top	Plus	Top	Plus	Top
Number of speed	2	2	2	2	2	2	2	2	2	2	2	2	2	2	2	2	2	2	2	2
Max. speed (km/h)	40	40	40	40	40	40	40	40	40	40	40	40	40	40	40	40	40	40	40	40
Hydraulic pump	Gears	Gears	LS+FS	LS+FS	Gears	Gears	LS+FS	LS+FS	LS	LS+FS	LS+FS	LS	LS+FS	LS+FS	LS	LS+FS	LS+FS	LS	LS+FS	LS+FS
Flow / pressure (l/min - bar)	98-210	98-210	125-210	125-210	98-210	98-210	125-210	125-210	150-210	150-210	150-210	150-210	150-210	150-210	150-210	150-210	150-210	150-210	150-210	150-210
ROPS - FOPS Cab	●	●	●	●	●	●	●	●	●	●	●	●	●	●	●	●	●	●	●	●
Cab suspension	-	-	-	-	-	-	-	-	●	●	●	-	●	●	-	●	●	-	●	●

TRACTOR TELEHANDLERS 	MF34.7	MF34.7 CS	MF34.7 CS CVTRONIC	MF34.9	MF34.9 CS	MF34.9 CS CVTRONIC	MF40.7 CS	MF40.9 CS
Max. capacity (kg)	3400	3400	3400	3400	3400	3400	4000	4000
Lifting height (m)	6,8	6,8	6,8	8,8	8,8	8,8	6,8	8,8
Operating weight (kg								